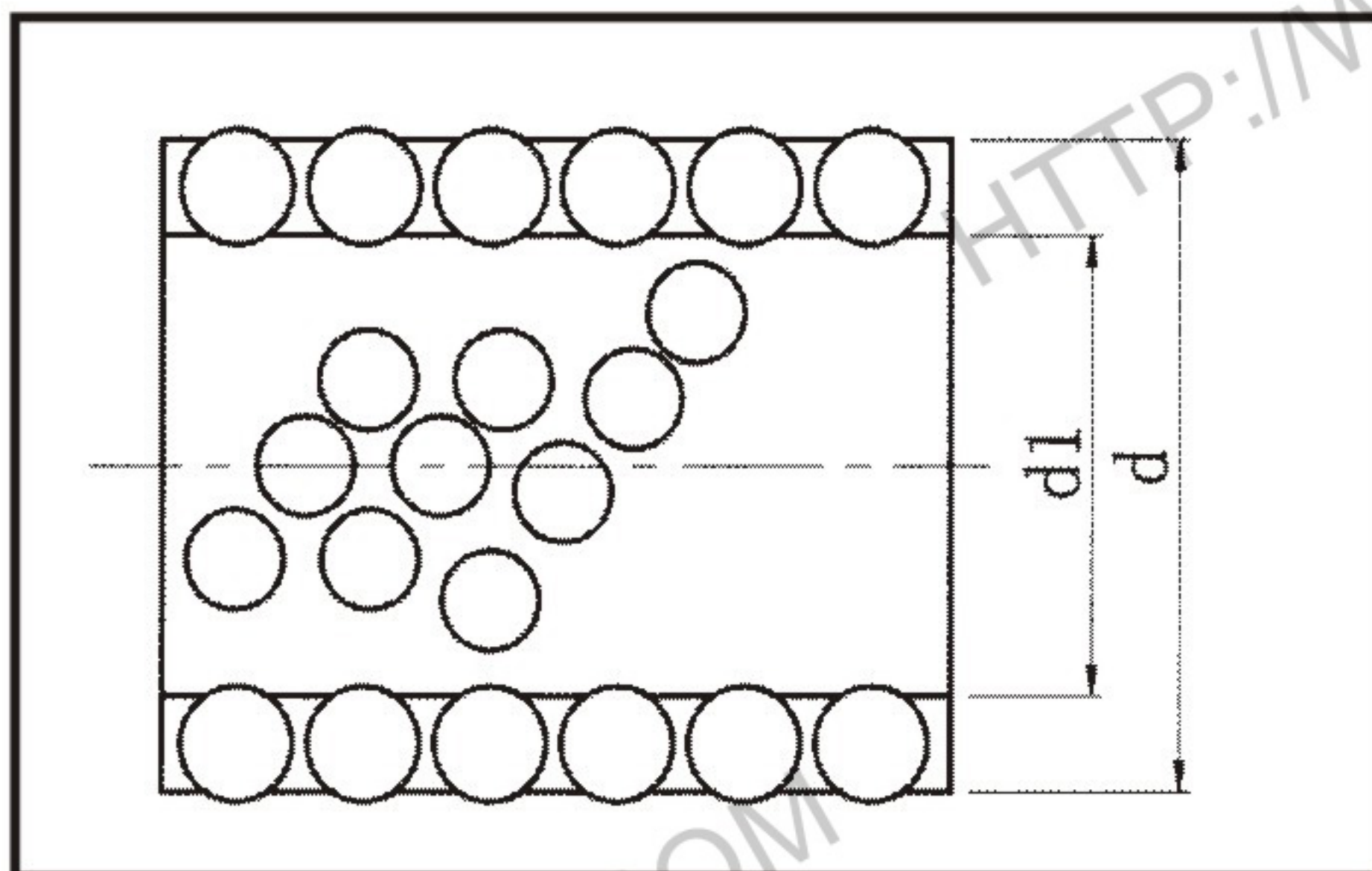






Ball cage

Europe standard



Type	Material			Guide dia	ball dia	d1	d	L													
	POM	ALU	BRASS					50	60	70	80	90	100	110							
Normal	  			22	3	22.5	27.5														
				25	3	25.5	30.5														
				28	3	28.5	33.5														
				28	4	28.5	35.5														
				32	4	32.5	39.5														
				36	4	36.5	43.5														
				38	5	38.5	47.5														
				40	5	40.5	49.5														
				42	5	42.5	51.5														
				45	5	45.5	54.5														
		50	5	50.5	59.5																

Type	Material			Guide dia	ball dia	d1	d	L																
	POM	ALU	BRASS					20	25	30	35	40	45	50	55	60	70	80	80	100				
Density	  			10	2	10.5	13.5																	
				13	2	13.5	16.5																	
				16	2	16.5	19.5																	
				16	3	16.5	21.5																	
				19	3	19.5	24.5																	
				20	3	20.5	25.5																	
				22	3	22.5	27.5																	
				25	3	25.5	30.5																	
				28	3	28.5	33.5																	
				28	4	28.5	35.5																	
				32	4	32.5	39.5																	
				36	4	36.5	43.5																	
				38	5	38.5	47.5																	
				40	5	40.5	49.5																	
				42	5	42.5	51.5																	
		45	5	45.5	54.5																			
		50	5	50.5	59.5																			